

Embargoed until 00:01 Greenwich Mean Time on Thursday, March 24, 2016

A WIN/Gallup International poll shows that most people across the globe have a positive image of Pope Francis

WIN/Gallup International, the world's leading association in market research and polling, has today published a global opinion poll conducted in 64 countries across the globe about the image of Pope Francis.

Headlines

- 54% of the world's population has a favourable opinion of Pope Francis, against 12% who hold an unfavourable opinion and 34% that do not know how to evaluate the Pope.
- The regions where the positive image of the Pope is the highest are Latin America, North America and the European Union.
- Among the 64 countries, the Pope's image is highest in Portugal, the Philippines, Argentina and Italy.
- Positive opinions of Pope's Francis increases with age of respondents.

The image of Pope Francis

Citizens in 64 countries were asked: "Irrespective of your own religion, do you have a very favourable, somewhat favourable, somewhat unfavourable or very unfavourable opinion of Pope Francis?"

Five out of 10 respondents (54%) are favourable (very favourable, 24% and somewhat favourable, 30%). On the other hand, one out of 10 citizens (12%) hold an unfavourable opinion (somewhat unfavourable, 7% and very unfavourable, 5%) and 3 out of 10 (34%) are unable to pass a judgment about the Pope.

Jean-Marc Leger, President of WIN/Gallup International said "Pope Francis is a leader who transcends his own religion. Our study shows that an ample majority of citizens of the world, of different religious affiliations and across regions, have a favourable image of the Pope".

There are important differences in attitudes across the regions. The positive image of the Pope is higher in Latin America (77%), followed by North America (63%) and the European Union (62%). In MENA and West Asia regions, positive opinions are less prevalent and there is a high no response rate and don't knows to the question.

When it comes to religious affiliations, Roman Catholics are the people who have the highest positive opinion of Pope Francis (85%), followed by Jews (65%). On the other hand, only 28% of Muslims and 33% of Buddhists see the Pope favourably, but most people of these religions (55 and 57% respectively) do not know him.

Likewise, the poll shows that of the 64 countries, popular opinion is favourable to the Pope in 60 of them. In top of the list appear Portugal (94% positive image), the Philippines (93%), Argentina (89%), Italy (86%), Colombia (84%), Lebanon (80%), Spain (80%), Peru (79%), Poland (78%) and Ecuador (78%).

On the contrary, there are only 3 countries where negative opinions outnumber positive ones: Tunisia (15% favourable, 25% unfavourable), Turkey (13% vs. 26%) and Algeria (9% vs. 28%), while in Azerbaijan the opinions are split (6% vs. 8%) and 87% of respondents do not know the Pope.

The poll also shows that of the 64 countries, 15 of them have a remarkable lack of knowledge of the Pope, above 50%. Azerbaijan tops the list, followed by Iran, Mongolia, Ethiopia, Japan and Morocco.

There are also important differences in attitudes toward the Pope across age groups and education levels – although not related to gender. His good image increases among older people (62% positive for those over 55, against 48% among people below 35). Additionally, people who completed a higher education are more favourable to the Pope than those with basic education or no education at all (63% vs. 42%). Among the uneducated, 46% do not know the Pope.

Regarding **net support** for the Pope, that is the difference between favourable and unfavourable opinions, the study shows the following differences across the regions of the globe.

Americas

- In all countries polled in the Americas, Pope Francis has a mostly favourable image. In Latin America, net support is as high as +85 in Argentina, followed by Colombia (+76), Peru (+71) and Ecuador (+69). The lowest difference is found in Mexico (+47). In North America, net support is higher in Canada (+59) than in the United States (+39).

Europe

- Within the European Union, net support is the highest in Portugal (+91) and also very strong in Italy (+77), Spain (+71), Poland (+73), Austria (+67) and Slovenia (+66). The survey shows that it is weaker in Sweden (+23), United Kingdom (+21) and Greece (+13).
- In Eastern Europe, net support for the Pope is high in Georgia (+70), Armenia (+68), Bosnia and Herzegovina (+66) and Ukraine (+51). On the other hand, Serbia (+3) and Azerbaijan (-2) are the countries where the Pope has the less favourable image.

MENA

- Among the nations of the Middle East and Northern Africa, net support for the Pope is highest in Lebanon (+77), but negative opinions outweigh positive ones in Tunisia (-10) and Algeria (-19). Likewise, in these two countries, as well as in Morocco, a majority of people show lack of knowledge about the Pope.

Sub-Saharan Africa

- In Africa, Nigeria (+35), Dr. Congo (+31) and Ghana (+26) are the countries where net support is stronger, while in South Africa (+19) and Ethiopia (+16) is weaker.

Asia & Oceania

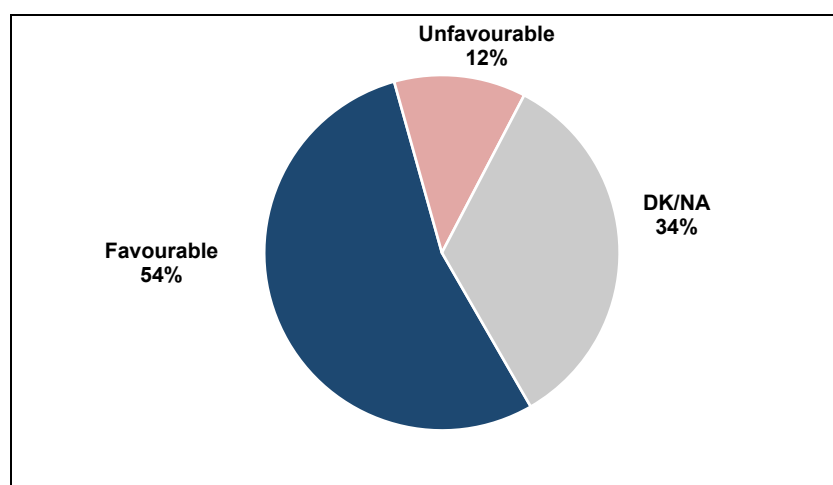
- Within this region, Pope Francis receives a higher net support in the Philippines (+88), which is followed by India (+51). On the contrary, the Pope receives lower support in Bangladesh (+7), Mongolia (+5) and Iran (+2), while unfavourable opinions outweigh favourable ones in Turkey (-13).

Comparison with political world leaders

When comparing Pope Francis with political leaders¹, we find that the Pope heads the global ranking (with a net score of +41) followed by US President Barack Obama (+30), German Chancellor Angela Merkel (+13), British Prime Minister David Cameron (+10) and French President Francois Hollande (+6). Far away, with more negative opinions than positive ones, comes Russian President Vladimir Putin (-10%).

Opinion of Pope Francis- Global Results

“Irrespective of your own religion, do you have a very favourable, somewhat favourable, somewhat unfavourable or very unfavourable opinion of Pope Francis”

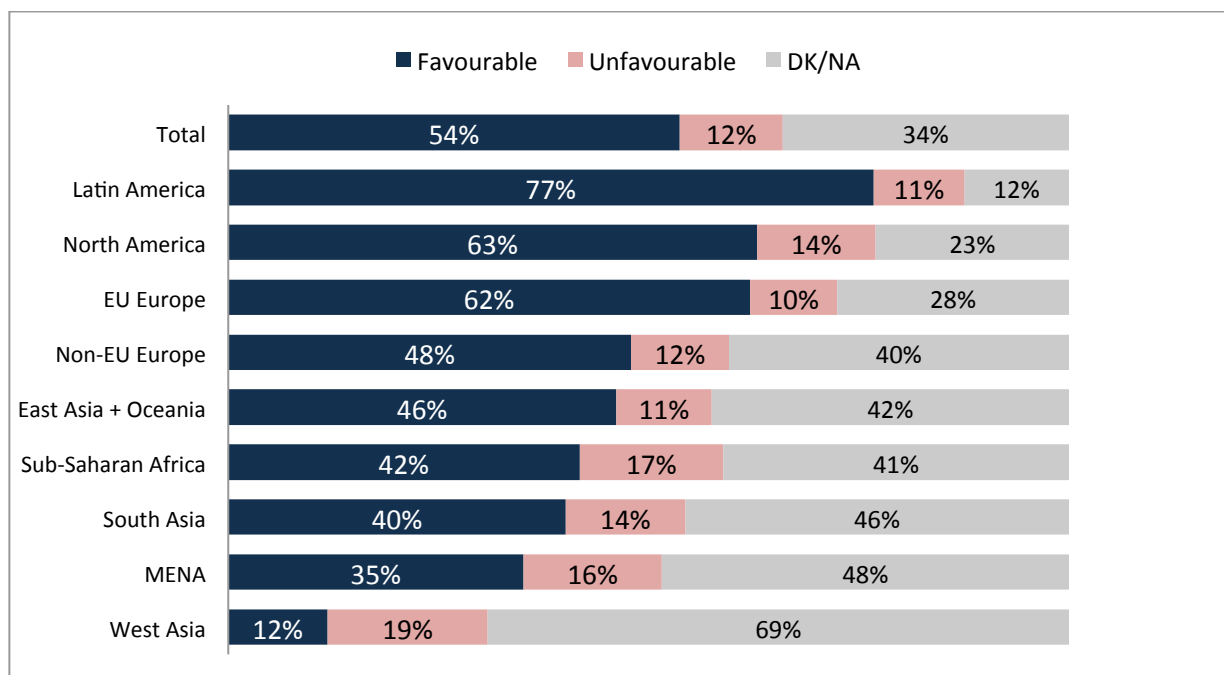


Source: WIN/Gallup International

¹ End of Year survey 2015, Q4: ‘Please indicate if you have a very favourable, somewhat favourable, somewhat unfavourable or very unfavourable opinion of each of the following world leaders.’ For more information, please contact the WIN/Gallup International Association.

Opinion of Pope Francis- Region Wise

“Irrespective of your own religion, do you have a very favourable, somewhat favourable, somewhat unfavourable or very unfavourable opinion of Pope Francis”



Source: WIN/Gallup International

Countries included within each region:

East Asia & Oceania: Australia, Fiji, Hong Kong, Indonesia, Japan, Korea, Rep (South), Mongolia, Papua New Guinea, Philippines, Thailand and Vietnam

Eastern Europe: Armenia, Azerbaijan, Bosnia and Herzegovina, Georgia, Kosovo, Macedonia, Russian Federation, Serbia and Ukraine.

EU Europe: Austria, Belgium, Bulgaria, Czech Republic, Finland, France, Germany, Greece, Iceland, Ireland, Italy, Latvia, Netherlands, Poland, Portugal, Romania, Slovenia, Spain, Sweden and United Kingdom

Latin America: Argentina, Brazil, Colombia, Ecuador, Mexico, Panama and Peru.

MENA: Algeria, Iran, Lebanon, Morocco, Palestinian territories (West Bank and Gaza), Tunisia and Turkey

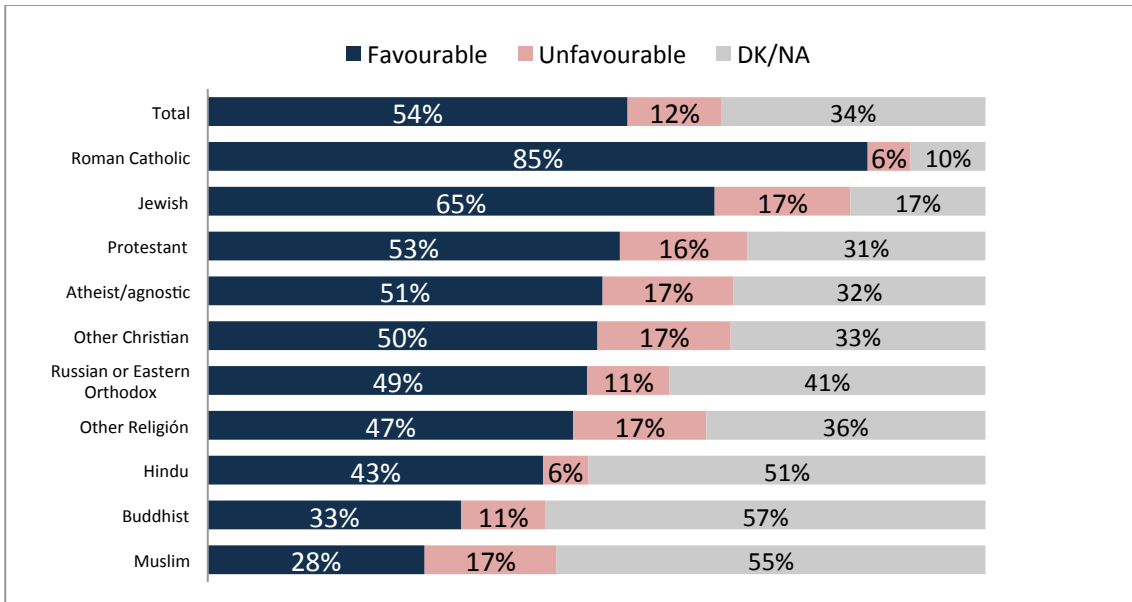
North America: Canada and United States.

Sub-Saharan Africa: DR.Congo, Ethiopia, Ghana, Nigeria, South Africa.

West & South Asia: Bangladesh, India and Pakistan.

Opinion of Pope Francis- Religion Wise

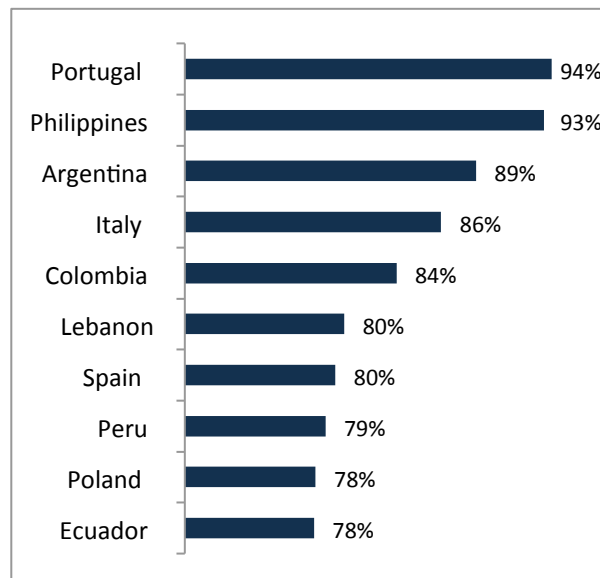
“Irrespective of your own religion, do you have a very favourable, somewhat favourable, somewhat unfavourable or very unfavourable opinion of Pope Francis”



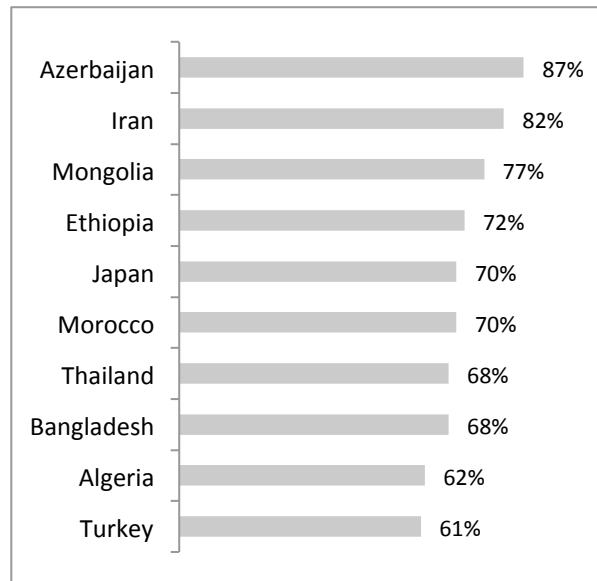
Source: WIN/Gallup International

Opinion of Pope Francis

Ranking Top 10 % Favourable



**Ranking Top 10
% Lack of Knowledge (DK/NA)**



Source: WIN/Gallup International

Opinion Pope Francis and “Net Score” by country in alphabetical order.

Question: ‘Irrespective of your own religion, do you have a very favourable, somewhat favourable, somewhat unfavourable or very unfavourable opinion of Pope Francis?’

	Favourable	Unfavourable	DK/ NA	Net Score (Favourable- Unfavourable)
	1	2	3	4 = (1- 2)
Algeria	9%	28%	64%	-19
Argentina	89%	3%	8%	+85
Armenia	75%	7%	18%	+68
Australia	54%	13%	33%	+41
Austria	75%	8%	17%	+67
Azerbaijan	6%	8%	87%	-2
Bangladesh	20%	13%	68%	+7
Belgium	66%	9%	25%	+57
Bosnia and Herzegovina	73%	7%	20%	+66
Brazil	73%	13%	14%	+60
Bulgaria	51%	2%	46%	+49
Canada	67%	9%	24%	+59
Colombia	84%	8%	9%	+76
Congo, DR	50%	20%	30%	+31
Czech Republic	67%	20%	13%	+47
Ecuador	78%	9%	12%	+69
Ethiopia	22%	6%	72%	+16
Fiji	43%	9%	48%	34
Finland	61%	9%	29%	+52
France	62%	9%	30%	+53
Georgia	77%	7%	15%	+70
Germany	57%	14%	29%	+43
Ghana	52%	26%	22%	+26
Greece	36%	23%	41%	+13
Hong Kong	52%	13%	35%	+38
Iceland	56%	6%	38%	+50
India	59%	7%	34%	+51
Indonesia	42%	21%	37%	+22
Iran	10%	8%	82%	+2
Ireland	63%	13%	23%	+50
Italy	86%	9%	4%	+77
Japan	25%	5%	70%	+20
Korea, Rep (South)	64%	23%	13%	+42
Kosovo	29%	15%	55%	+14
Latvia	48%	6%	46%	+42
Lebanon	80%	3%	17%	+77
Macedonia	30%	14%	56%	+17
Mexico	67%	20%	13%	+47
Mongolia	14%	9%	78%	+5
Morocco	24%	6%	70%	+17
Netherlands	51%	14%	35%	+37
Nigeria	51%	16%	33%	+35

Pakistan	40%	24%	37%	+16
Palestinian territories (West Bank and Gaza)	32%	27%	41%	+5
Panama	73%	11%	16%	+62
Papua New Guinea	36%	12%	52%	+24
Peru	79%	8%	13%	+71
Philippines	93%	5%	2%	+88
Poland	78%	5%	16%	+73
Portugal	94%	2%	4%	+91
Romania	65%	11%	25%	+54
Russian Federation	46%	9%	46%	+37
Serbia	28%	25%	46%	+3
Slovenia	73%	6%	21%	+66
South Africa	36%	18%	46%	+19
Spain	80%	9%	11%	+71
Sweden	37%	14%	50%	+23
Thailand	24%	8%	68%	+16
Tunisia	15%	25%	60%	-10
Turkey	13%	26%	61%	-13
Ukraine	57%	7%	36%	+51
United Kingdom	37%	17%	46%	+21
United States	58%	20%	22%	+39
Vietnam	38%	6%	56%	+32

(*) Note: Slight differences in net score are due to rounding

Opinion Pope Francis by country in rank order (Most Favourable)

	Favourable	Unfavourable	DK/ NA	Net Score (Favourable- Unfavourable)
	1	2	3	4 = (1- 2)
Portugal	94%	2%	4%	+91
Philippines	93%	5%	2%	+88
Argentina	89%	3%	8%	+85
Italy	86%	9%	4%	+77
Colombia	84%	8%	9%	+76
Lebanon	80%	3%	17%	+77
Spain	80%	9%	11%	+71
Peru	79%	8%	13%	+71
Ecuador	78%	9%	12%	+69
Poland	78%	5%	16%	+73
Georgia	77%	7%	15%	+70
Armenia	75%	7%	18%	+68
Austria	75%	8%	17%	+67
Bosnia and Herzegovina	73%	7%	20%	+66
Brazil	73%	13%	14%	+60
Panama	73%	11%	16%	+62
Slovenia	73%	6%	21%	+66
Canada	67%	9%	24%	+59
Czech Republic	67%	20%	13%	+47
Mexico	67%	20%	13%	+47
Belgium	66%	9%	25%	+57
Romania	65%	11%	25%	+54
Korea, Rep (South)	64%	23%	13%	+42
Ireland	63%	13%	23%	+50
France	62%	9%	30%	+53
Finland	61%	9%	29%	+52
India	59%	7%	34%	+51
United States	58%	20%	22%	+39
Germany	57%	14%	29%	+43
Ukraine	57%	7%	36%	+51
Iceland	56%	6%	38%	50
Australia	54%	13%	33%	+41
Ghana	52%	26%	22%	+26
Hong Kong	52%	13%	35%	+38
Bulgaria	51%	2%	46%	+49
Netherlands	51%	14%	35%	+37
Nigeria	51%	16%	33%	+35
Congo, DR	50%	20%	30%	+31
Latvia	48%	6%	46%	+42

Russian Federation	46%	9%	46%	+37
Fiji	43%	9%	48%	+34
Indonesia	42%	21%	37%	+22
Pakistan	40%	24%	37%	+16
Vietnam	38%	6%	56%	+32
Sweden	37%	14%	50%	+23
United Kingdom	37%	17%	46%	+21
Greece	36%	23%	41%	+13
Papua New Guinea	36%	12%	52%	+24
South Africa	36%	18%	46%	+19
Palestinian territories (West Bank and Gaza)	32%	27%	41%	+5
Macedonia	30%	14%	56%	+17
Kosovo	29%	15%	55%	+14
Serbia	28%	25%	46%	+3
Japan	25%	5%	70%	+20
Morocco	24%	6%	70%	+17
Thailand	24%	8%	68%	+16
Ethiopia	22%	6%	72%	+16
Bangladesh	20%	13%	68%	+7
Tunisia	15%	25%	60%	-10
Mongolia	14%	9%	78%	+5
Turkey	13%	26%	61%	-13
Iran	10%	8%	82%	+2
Algeria	9%	28%	64%	-19
Azerbaijan	6%	8%	87%	-2

(*) Note: Slight differences in net score are due to rounding

**Opinion Pope Francis by country in rank order by Net Score
(Favourable – Unfavourable)**

	Net Score (Favourable- Unfavourable)
Portugal	+91
Philippines	+88
Argentina	+85
Italy	+77
Lebanon	+77
Colombia	+76
Poland	+73
Spain	+71
Peru	+71
Georgia	+70
Ecuador	+69
Armenia	+68
Austria	+67
Bosnia and Herzegovina	+66
Slovenia	+66
Panama	+62
Brazil	+60
Canada	+59
Belgium	+57
Romania	+54
France	+53
Finland	+52
India	+51
Ukraine	+51
Ireland	+50
Iceland	+50
Bulgaria	+49
Czech Republic	+47
Mexico	+47
Germany	+43
Korea, Rep (South)	+42
Latvia	+42
Australia	+41
United States	+39
Hong Kong	+38
Netherlands	+37
Russian Federation	+37
Nigeria	+35

Fiji	+34
Vietnam	+32
Congo, DR	+31
Ghana	+26
Papua New Guinea	+24
Sweden	+23
Indonesia	+22
United Kingdom	+21
Japan	+20
South Africa	+19
Macedonia	+17
Morocco	+17
Pakistan	+16
Thailand	+16
Ethiopia	+16
Kosovo	+14
Greece	+13
Bangladesh	+7
Palestinian territories (West Bank and Gaza)	+5
Mongolia	+5
Serbia	+3
Iran	+2
Azerbaijan	-2
Tunisia	-10
Turkey	-13
Algeria	-19

Demographics Wise Results

'Irrespective of your own religion, do you have a very favourable, somewhat favourable, somewhat unfavourable or very unfavourable opinion of Pope Francis?'

		Favourable	Unfavourable	DK/NA	Net Score (Favourable- Unfavourable)
		1	2	3	4 = (1- 2)
Gender	Male	55%	14%	32%	+41
	Female	53%	11%	36%	+42
Age	Under 34	48%	14%	38%	+35
	35 - 54	53%	12%	34%	+41
	55+	62%	10%	27%	+52
Monthly Household Income	Low (Bottom quintile/20%)	50%	13%	37%	+37
	Medium low (Second quintile/20%)	55%	13%	33%	+42
	Medium (Third quintile/20%)	54%	12%	33%	+42
	Medium high (Fourth quintile/20%)	57%	12%	31%	+45
	High (Top quintile/20%)	61%	12%	26%	+49
	I don't know / I prefer not to answer	46%	10%	44%	+35
Education	No education/only basic education	42%	12%	46%	+30
	Completed primary	53%	11%	36%	+42
	Completed secondary school	53%	13%	35%	+40
	Completed High level education (University)	55%	12%	32%	+43
	Completed Higher level of education (Masters, PHD, etc.)	63%	10%	26%	+53
	I don't know / I prefer not to answer	33%	10%	57%	+23

SOURCE : WIN/Gallup International Annual Global Poll/ EOY, December 2015

(*) Note: Slight differences in net score are due to rounding

NOTES FOR EDITORS

Methodology:

The End of Year Survey is an annual tradition initiated by and designed under the chairmanship of Dr. George Gallup in 1977. It is conducted every year since then. This year it was carried out by the WIN/Gallup International Association in 70 countries around the world.

The question “Irrespective of your own religion, do you have a very favourable, somewhat favourable, somewhat unfavourable or very unfavourable opinion of Pope Francis” was asked in 64 countries as part of the WIN/Gallup International End of Year Survey. A total of 63,272 persons were interviewed globally.

In each country a representative sample of around 1000 men and women was interviewed either face to face (26 countries; n= 25943), via telephone (15 countries; n=12918) or online (23 countries; n=24411). The field work was conducted during September 2015 - December 2015. The margin of error for the survey is between +/- 3-5% at 95% confidence level. Each country has been given equal weight, rather than weighting the data relative to the size of each country.

About the WIN/Gallup International:

WIN/Gallup International is the leading association in market research and polling and is made up of the 75 largest independent market research and polling firms in their respective countries with combined revenue of over €500 million and covering 95% of the world’s market.

For more than 60 years WIN/Gallup International Members have demonstrated their expert ability to conduct multi-country surveys on a comparable basis and deliver the highest quality. Their Members are leading national institutes with a profound local knowledge of research methods and techniques, statistical sources, customs and culture differences of its own country and carefully selected by the Association Board. With only one Member agency per country, Members work together on a daily basis to share knowledge, new research techniques and tools, as well as to provide the most appropriate solutions to international research projects and service our clients to the best of our abilities.

The accumulated expertise of the Association is formidable - they have internationally renowned experts in public opinion, Third World issues, advertising, and media research as well as in commercial fields such as IT/telecommunications, healthcare, retail, economics, corporate research and so on. Members are at the leading edge of technical and methodological developments, which have impacted on not only the research industry but also the whole commercial world.

Disclaimer: Gallup International Association or its members are not related to Gallup Inc., headquartered in Washington D.C which is no longer a member of Gallup International Association. Gallup International Association does not accept responsibility for opinion polling other than its own. We require that our surveys be credited fully as Gallup International (not Gallup or Gallup Poll). For further details see website: www.wingia.com

For more information:

Media enquiries:

- **Johnny Heald (Europe)**
jheald@orb-international.com
- **Marita Carballo (Americas)**
maritacarballo@voicesconsultancy.com
- **Ijaz Gilani (MENA & Asia)**
gilani@gallup.com.pk
- **Natacha Vanasse (Contact WIN/Gallup International)**
nvanasse@wingia.com